



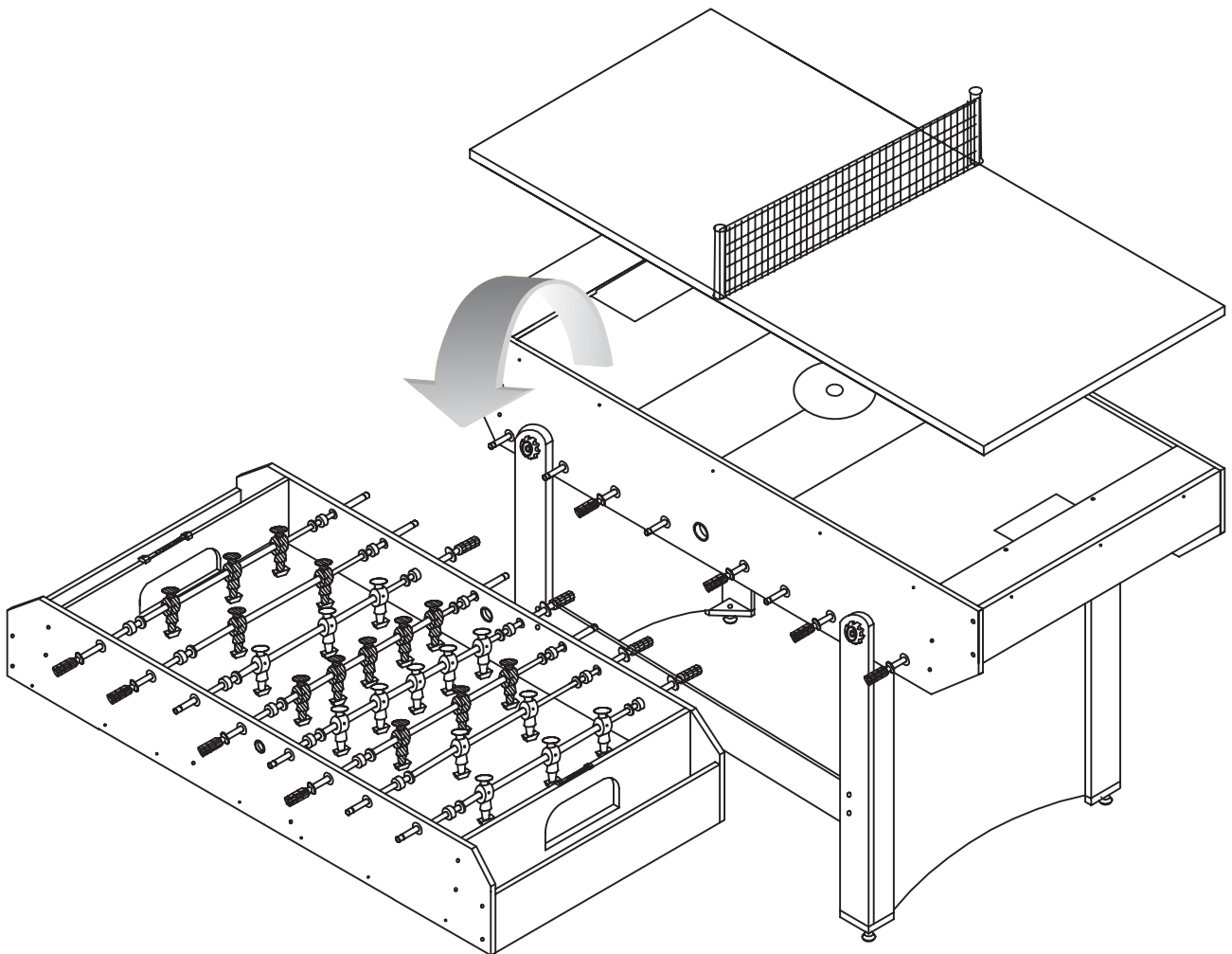
3 in/en 1

52" Combo Table

table combo de 141 cm

Assembly Instructions

Consignes d'assemblage

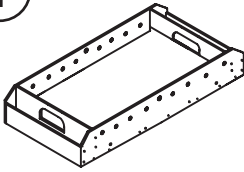


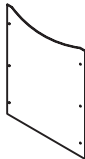


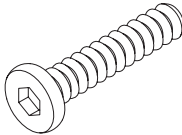





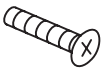



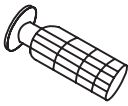

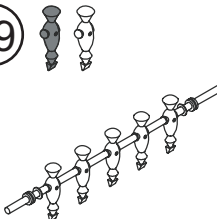
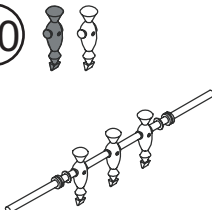
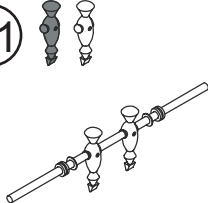


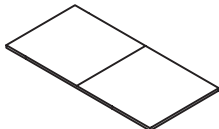


#904028

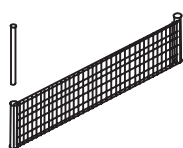
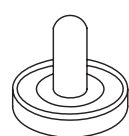


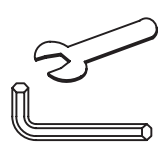
949.305.4830

www.ontheedgemarketing.com

PARTS LIST/LISTE DES PIÈCES

<p>①</p>  <p>Main Frame(1) Plateau de jeu(1)</p>	<p>②</p>  <p>Right leg(2) Pattes Droites(2)</p>	<p>③</p>  <p>Left leg(2) Pattes gauches(2)</p>	<p>④</p>  <p>End leg panels(2) Serre-Pattes(2)</p>
<p>⑤</p>  <p>Side leg panels(2) panneaux latéraux pour pattes(2)</p>	<p>⑥</p>  <p>Screw T4x1/2"(12) Vis T4x1/2 po(12)</p>	<p>⑦</p>  <p>Bolt 1/4"x1" (8) Boulons 1/4 po x 1 po(8)</p>	<p>⑧</p>  <p>Washer 1/4"x5/8" (16) Rondelles 1/4pox5/8po(16)</p>
<p>⑨</p>  <p>Nuts 1/4" (8) Écrous(8)</p>	<p>⑩</p>  <p>Knobs 5/16"x1" (4) Poignées 5/16 po x 1 po(4)</p>	<p>⑪</p>  <p>Washer 5/16"x1" (4) Rondelles 5/16pox1po(4)</p>	<p>⑫</p>  <p>Screw T3x5/8" (4) Vis T3x5/8 po(4)</p>
<p>⑬</p>  <p>Screw #3x1-1/8" (8) Vis #3x1-1/8 po(8)</p>	<p>⑭</p>  <p>Nut #3(8) Écrous #3(8)</p>	<p>⑮</p>  <p>Scorer(1) Compteur(1)</p>	<p>⑯</p>  <p>Leg leveler(4) Pieds ajustables(4)</p>
<p>⑰</p>  <p>Hand grip(8) Poignées(8)</p>	<p>⑱</p>  <p>End caps(8) capuchons de tiges(8)</p>	<p>⑲</p>  <p>5-player rods(2) Tige à 5 joueurs(2)</p>	<p>⑳</p>  <p>3-player rods(4) Tige à 3 joueurs(4)</p>
<p>㉑</p>  <p>2-player rods(2) Tige à 2 joueurs(2)</p>	<p>㉒</p>  <p>Table tennis racket(1) Jeu de raquettes de ping-pong(1)</p>	<p>㉓</p>  <p>Table tennis balls(2) Balles de ping-pong(2)</p>	<p>㉔</p>  <p>Table tennis board(1) Conseil de ping-pong(1)</p>

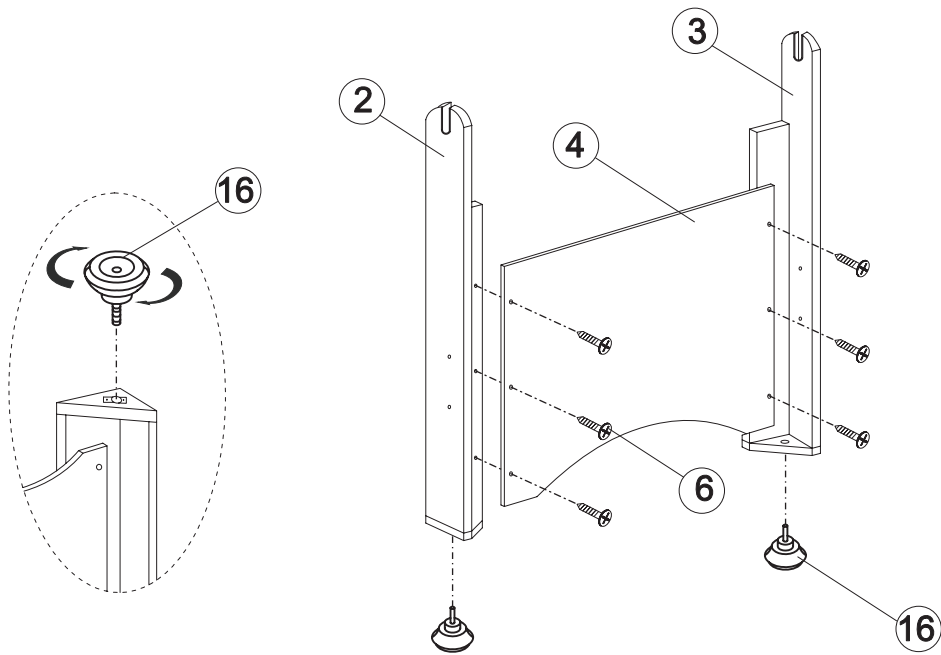
PARTS LIST/LISTE DES PIÈCES

<p>25</p>  <p>Table tennis net(1) Filet de ping-pong(1)</p>	<p>26</p>  <p>Red pusher(2) Poussoirs rouges(2)</p>	<p>27</p>  <p>Red round puck(2) Rondelles rouges(2)</p>	<p>28</p>  <p>Soccer Balls(2) Ballons(2)</p>
<p>29</p>  <p>Wrench 1+1(1) Clé 1+1(1)</p>			

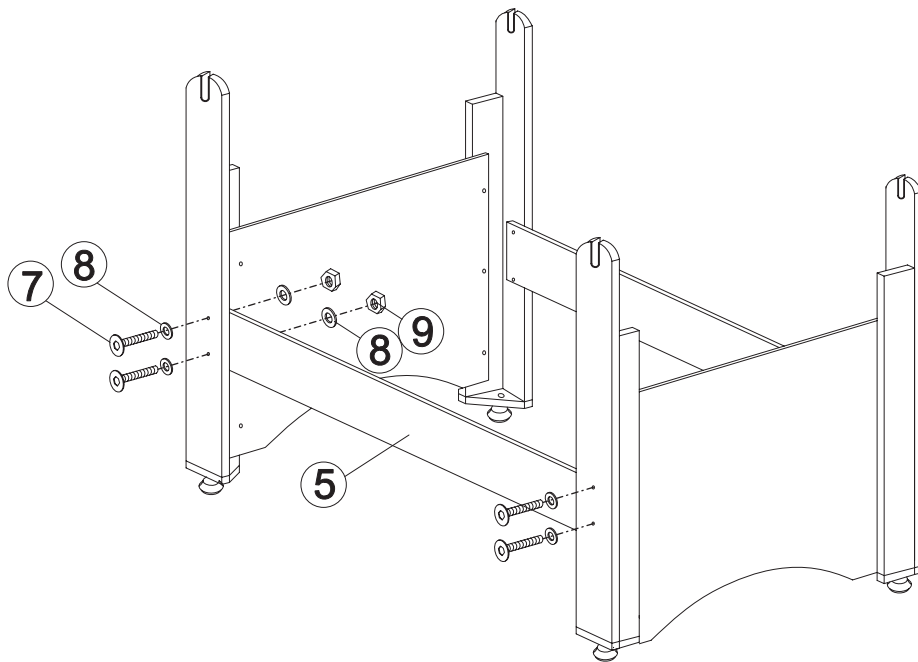
ASSEMBLY INSTRUCTIONS

INSTRUCTIONS D'ASSEMBLÉE

STEP 1 / Étape 1



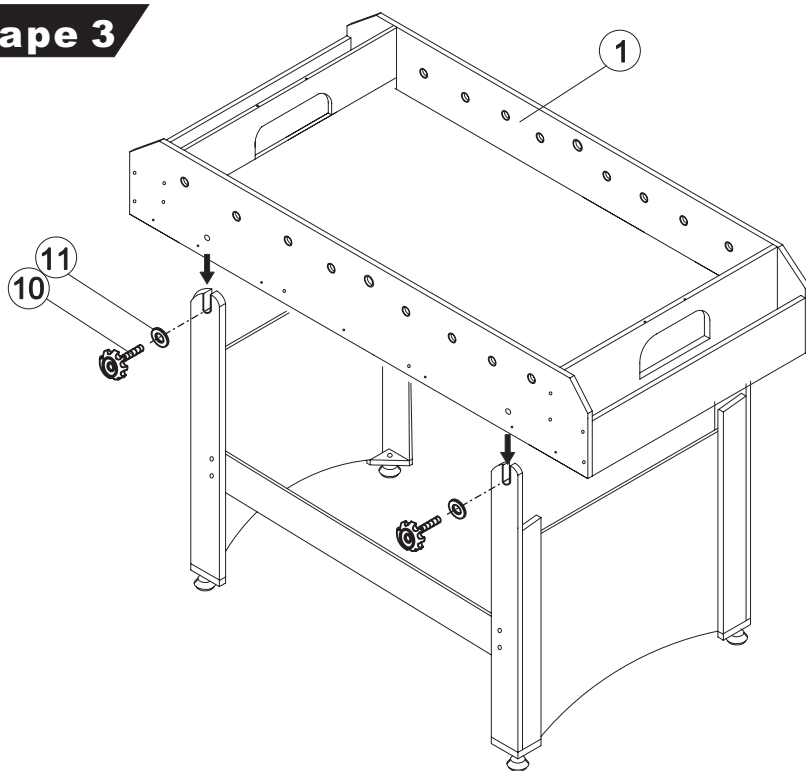
STEP 2 / Étape 2



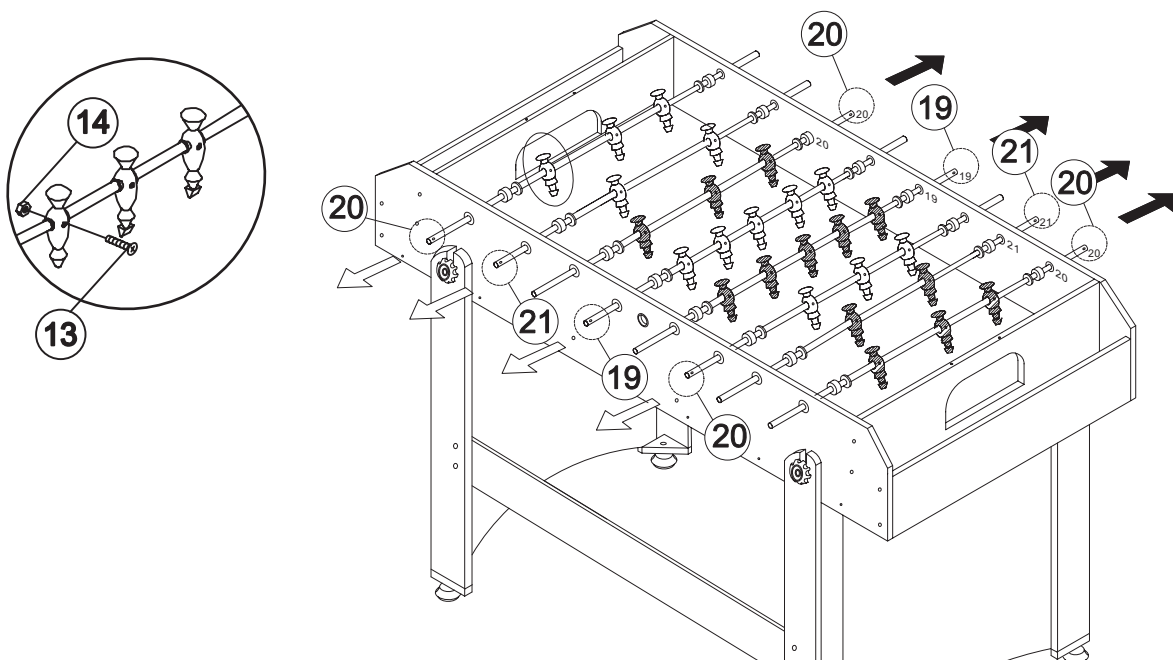
ASSEMBLY INSTRUCTIONS

INSTRUCTIONS D'ASSEMBLÉE

STEP 3 / Étape 3



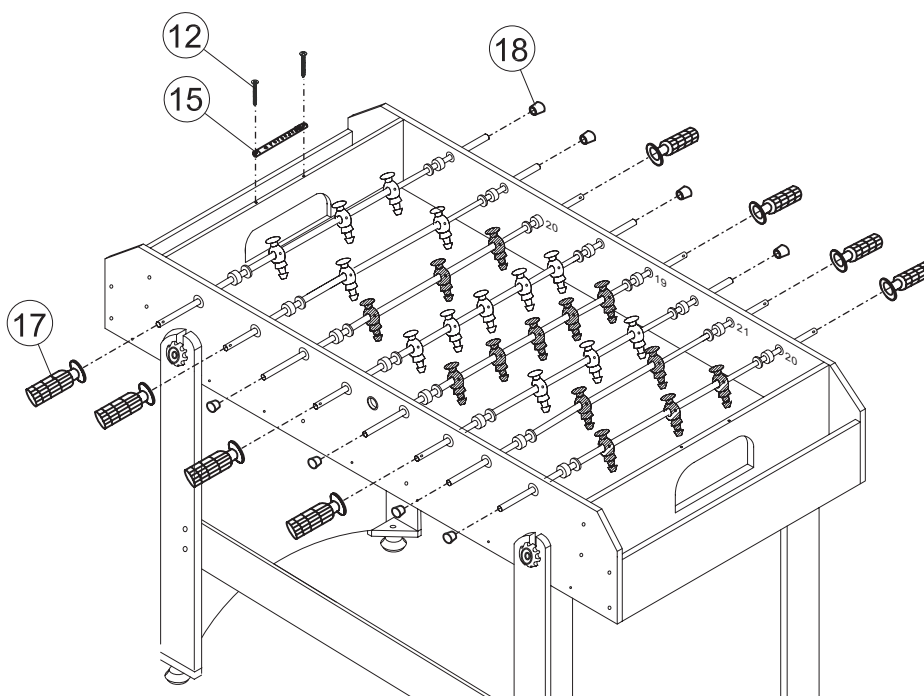
STEP 4 / Étape 4



ASSEMBLY INSTRUCTIONS

INSTRUCTIONS D'ASSEMBLÉE

STEP 5 / Étape 5



STEP 6 / Étape 6

